

Portfolio information

Factsheet date	30 June 2024
Launch date	1 July 2024
Target return	CPI + 7% over rolling 7-year periods
Benchmark	Median of (ASISA) South African MA unallocated Peer Group
Investment horizon	7 years
Regulation 28 status	No
Platform availability	LifeCycle Investments, 27four Life platform
Income distributions	Income from underlying investments is re-invested and form part of the portfolio's NAV
Risk profile	Aggressive
Liquidity	30 days
Risk of capital loss	<div style="display: flex; justify-content: space-between; align-items: center;"> Low Medium- High High </div>
Investment term	<div style="display: flex; justify-content: space-between; align-items: center;"> Short Long </div>

Investment strategy

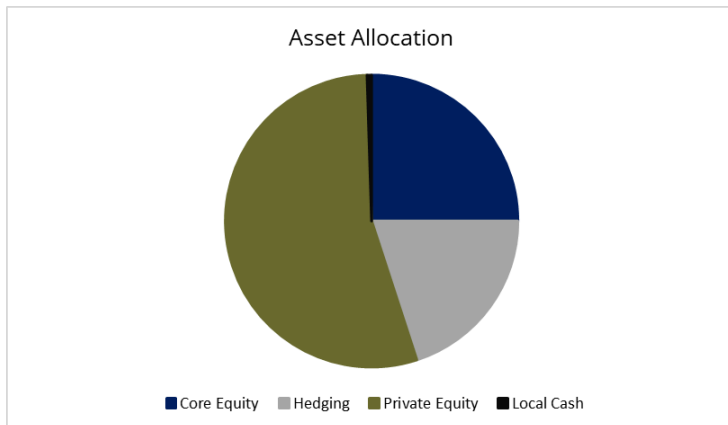
The Vivante Maximus Alternative Fund's investment strategy provides investors exposure to the alternative asset classes not generally accessible to the retail investor. Previously this investment class was only available to high-net-worth individuals, life companies, pension funds, corporates, and investment banks. Alternative asset classes are usually classified as non-public companies, non - stock market investments and are therefore classified as high-risk investments as it is not traded on the stock exchange. The fund is diversified across a range of alternative asset classes utilising a multi-manager approach whereby fund managers are combined on their skills and expertise in different alternative asset classes. The available alternative asset classes include bonds, listed and unlisted securities, non-equity securities, money market instruments, preference shares, property securities, hedging instruments, private equity, private credit, real estate, venture capital and infrastructure. The fund managers monitor economic trends carefully and identify market segments where the best opportunity for growth exists. The fund aims to provide returns in excess of the target which is CPI + 7%.

The portfolio typically has high equity exposure which may result in capital volatility over the short to medium term. The portfolio is managed in such a manner that capital losses over one year periods may occur.

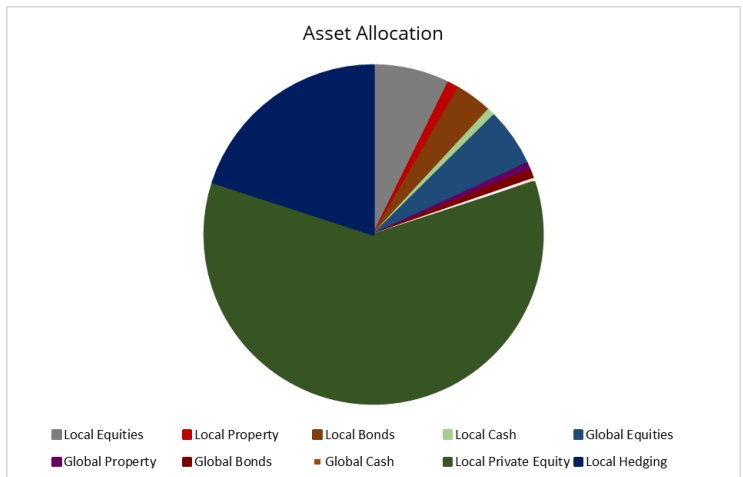
Fees

Management fee	1.00%
Performance fee	30%

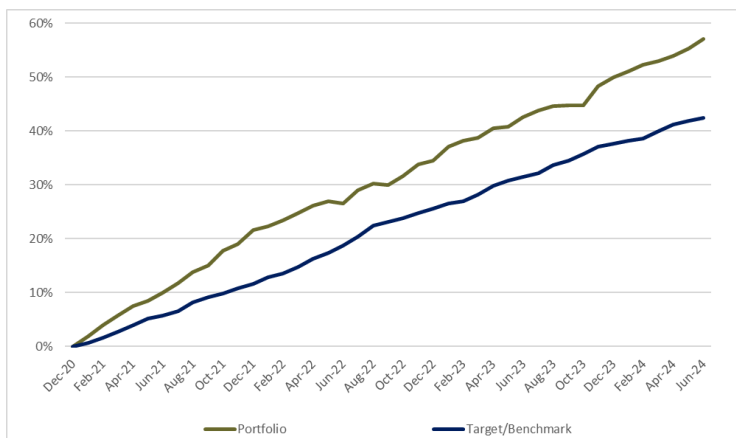
Asset Allocation



Portfolio information



Cumulative returns



Portfolio information**

Period	Portfolio	Target
1 month	1.8%	0.6%
3 months	4.0%	2.5%
6 months	7.0%	4.8%
1 year	14.5%	10.9%
Latest 3 years (annualised)	15.7%	12.2%
Since inception (annualised)	0%	0%
Year to date	7.0%	4.8%

** Please refer to the disclaimers for the portfolio launch date and use of simulated returns before this date.

Vivante Maximus Alternative Portfolio

Vivante Ultra Balanced Monthly Returns

		Jan	Feb	March	April	May	June	July	Aug	Sept	Oct	Nov	Dec	YTD
2021	Portfolio	2.0%	2.0%	1.7%	1.8%	1.0%	1.5%	1.7%	2.1%	1.2%	2.8%	1.1%	2.7%	24.3%
	Target return	0.7%	1.0%	1.2%	1.3%	1.2%	0.7%	0.8%	1.7%	1.0%	0.8%	0.9%	1.0%	11.7%
2022	Portfolio	0.7%	1.1%	1.4%	1.4%	0.8%	-0.3%	2.5%	1.1%	-0.2%	1.6%	2.1%	0.8%	13.9%
	Target return	1.2%	0.8%	1.2%	1.6%	1.2%	1.3%	1.7%	2.1%	0.8%	0.7%	1.0%	0.9%	13.9%
2023	Portfolio	2.7%	1.0%	0.7%	1.7%	0.3%	1.8%	1.2%	0.9%	0.1%	0.0%	3.6%	1.7%	16.1%
	Target return	1.0%	0.5%	1.3%	1.6%	1.0%	0.8%	0.8%	1.5%	0.9%	1.2%	1.5%	0.5%	12.0%
2024	Portfolio	1.1%	1.2%	0.7%	0.9%	1.3%	1.8%	-	-	-	-	-	-	7.0%
	Target return	0.6%	0.4%	1.4%	1.2%	0.7%	0.6%	-	-	-	-	-	-	4.8%

Fund managers used in portfolio



Disclaimers

This portfolio is administered and managed by Vivante Asset Managers (Pty) Ltd (Vivante) (Reg. No. 2004/025680/07), an authorised financial services provider (FSP18715) in terms of the Financial Advisory and Intermediary Services Act, 37 of 2002 (FAIS).

The information used to prepare this factsheet includes information from third-party sources and is for information purposes only. This factsheet does not constitute any form of advice and should not be used as a basis to make investment decisions or as an offer or a solicitation to purchase any specific product. The information contained herein is based on the underlying fund allocation at the date of publication of this factsheet. Given that past returns may not be indicative of future returns and the value of investments will fluctuate over time, independent professional advice should always be sought before making an investment decision. Although every attempt has been made to ensure the accuracy and reliability of the information provided herein, Vivante does not guarantee the accuracy, content, completeness, legality or reliability of the information contained in this factsheet and no warranties and/or representations of any kind, expressed or implied, are given to the nature, standard, accuracy or otherwise of the information provided nor to the suitability or otherwise of the information to your particular circumstances. Under no circumstances shall Vivante, its affiliates, directors, officers, employees, representatives or agents (the "Vivante Parties") have any liability to any persons or entities receiving the information made available in this factsheet for any claim, damages, loss or expense, whether caused by the Vivante Parties' negligence or otherwise, including, without limitation, any direct, indirect, special, incidental, punitive or consequential cost, loss or damages, whether in contract or in delict, arising out of or in connection with information made available in this factsheet, whether relating to any actions, transactions, omissions resulting from this information, or relating to any legal proceedings brought against you as a result of this information, and you agree to indemnify the Vivante Parties accordingly.

The launch date is the expected start date of the portfolio. Returns before this date are based on simulated returns using the portfolio's strategic asset allocation at the launch date, which would not reflect Vivante's historic asset allocation views, or any changes, which would have been made to the portfolio holdings over time. For these simulated return calculations, the underlying funds' retail share classes with the longest return histories have been used and for funds with limited return histories, the applicable index returns have been used. The launch date is the start date of the portfolio. Returns are based on the time-weighted returns of the underlying Funds. These returns are after the deduction of the portfolio management fees and either before, or after, the deduction of any platform administration fees (depending on the platform on which the tracker or index portfolio is invested) and before financial adviser fees. Returns for periods exceeding one year are annualised. The return for the Consumer Price Index (CPI) is at the end of the previous month. The portfolio's asset allocation is based on the weighted average of the underlying funds in which the portfolio invests using the latest available data. The portfolio's asset allocation may differ from time to time due to market movements, changes to the portfolio and the underlying fund data and limitations. The underlying funds may contain exposure to assets that are invested globally, which may present additional risks. Individual investor returns may differ as a result of platform and adviser fees, the actual investment date, cash flows and other transactions. All fees exclude VAT. Vivante does not provide a guarantee on the value of the portfolio, nor does it guarantee the returns of the underlying funds in the portfolio. The investor acknowledges the inherent risk associated with the portfolio (currency, investment, market and credit risks) and that capital is not guaranteed. A switch transaction between underlying funds within the portfolio may incur capital gains tax (CGT) for the investor, should the product through which the investor buys the portfolio not be CGT exempt. For details on the underlying funds in the portfolio, please refer to the minimum disclosure documents, which are obtainable from the relevant investment managers. The information contained in this factsheet is confidential, privileged and only for the use and benefit of the intended recipient and may not be used, published or redistributed without the prior written consent of Vivante or the Vivante Parties. Under no circumstances will Vivante, or the Vivante Parties be liable for any cost, loss or damages arising out of the unauthorised dissemination of this factsheet or the information contained herein.

Sources: Momentum Investments, Prescient, Unum Capital, Peregrine Capital

Contact details

Investment Manager	Vivante Asset Managers (Pty) Ltd	Website	www.vivanteam.com
FSP number	18715	Email	info@vivanteam.com
Physical address	1st Floor, Building 3, Atterbury Estate 19 Frikkie de Beer Street Menlyn 0063	Fund Legal Structure	Life Pooled Portfolio underwritten by 27four Life Limited
Contact number	087 821 1222	Email	life@27four.com